

Educator Preparation Program: Fontbonne University (038603) Main Campus: St. Louis, MO

Background information about Fontbonne University for the 2013-2017 school years:
Offered 16 approved certification programs leading to certification to teach in Missouri.
Reported a total of 463 program completers.

2017 APR 1.5 Programs Meeting Accreditation Requirements $N \geq 10$. 2013-2017

Art K-12
Biology 9-12*
Deaf And Hearing Impaired B-12
Early Child Special Education B-3*
Early Childhood Education B-3*
Elementary Education 1-6
English 9-12*
Family And Consumer Sciences B-12
General Science 5-9*
Language Arts 5-9*
Mathematics 5-9*
Mathematics 9-12*
Mild/Mod Cross Categorical K-12
Social Science 5-9*
Social Science 9-12*
Speech And Theatre 9-12*

Blank cells or shaded cells denote insufficient data for reporting or data not applicable.

Yellow highlighted cells indicate a need for program improvement.

* = Insufficient Cell Size ($n < 10$) or low participation rate below 40%.

5 yr Accreditation Designation Level Scale - Accredited = 70-100%, Provisionally Accredited = 60-69.9%, Unaccredited $\leq 59.9\%$

**Annual Performance Report for Educator Preparation Programs
Program Summary 2017 - Final
FONTBONNE UNIVERSITY (038603)**

		Standard 1: Academics		Standard 3: Field and Clinical Experiences		Standard 4: Candidates to Beginning Educators		5 yr Points Earned	5 yr Points Possible
Certification Program		Indicator 1.1: Certification Assessment Pass Rate (20 pts possible)	Indicator 1.2: Content/Program GPA (20 pts possible)	Indicator 3.1: MEES (10 pts possible for each CT and PS)	Indicator 3.2: Missouri Performance Assessments (20 pts possible)	Indicator 4.1: Preparation of First-Year Teachers (Self-Response) (10 pts possible)	Indicator 4.2: Preparation of First-Year Teachers (Principal's-Response) (10 pts possible)	Total Points Earned	Total Points Possible
				CT	PS				
Early Childhood Education									
	EARLY CHILDHOOD EDUCATION B-3	20							
Elementary Education									
	ELEMENTARY EDUCATION 1-6	16	20	10	10	20	10	86	90
Grades K-12									
	ART K-12	20	18					38	40
	FAMILY AND CONSUMER SCIENCES B-12	20	18					38	40
Middle School Education									
	GENERAL SCIENCE 5-9								
	LANGUAGE ARTS 5-9								
	MATHEMATICS 5-9		18						
	SOCIAL SCIENCE 5-9		16						
Secondary Education									
	BIOLOGY 9-12								
	ENGLISH 9-12		18						
	MATHEMATICS 9-12								

Blank cells or shaded cells denote insufficient data for reporting or data not applicable.

Yellow highlighted cells indicate a need for program improvement.

* = Insufficient Cell Size (n < 10) or low participation rate below 40%.

5 yr Accreditation Designation Level Scale - Accredited = 70-100%, Provisionally Accredited = 60-69.9%, Unaccredited ≤ 59.9%

**Annual Performance Report for Educator Preparation Programs
Program Summary 2017 - Final
FONTBONNE UNIVERSITY (038603)**

		Standard 1: Academics		Standard 3: Field and Clinical Experiences		Standard 4: Candidates to Beginning Educators		5 yr Points Earned	5 yr Points Possible
Certification Program		Indicator 1.1: Certification Assessment Pass Rate (20 pts possible)	Indicator 1.2: Content/Program GPA (20 pts possible)	Indicator 3.1: MEES (10 pts possible for each CT and PS)	Indicator 3.2: Missouri Performance Assessments (20 pts possible)	Indicator 4.1: Preparation of First-Year Teachers (Self-Response) (10 pts possible)	Indicator 4.2: Preparation of First-Year Teachers (Principal's-Response) (10 pts possible)	Total Points Earned	Total Points Possible
				CT	PS				
	SOCIAL SCIENCE 9-12								
	SPEECH AND THEATRE 9-12								
Special Education									
	DEAF AND HEARING IMPAIRED B-12	20		10	10			40	40
	EARLY CHILD SPECIAL EDUCATION B-3								
	MILD/MOD CROSS CATEGORICAL K-12	18	18	10	10	20	10	10	96
									100

Blank cells or shaded cells denote insufficient data for reporting or data not applicable.

Yellow highlighted cells indicate a need for program improvement.

* = Insufficient Cell Size (n < 10) or low participation rate below 40%.

5 yr Accreditation Designation Level Scale - Accredited = 70-100%, Provisionally Accredited = 60-69.9%, Unaccredited ≤ 59.9%

**Annual Performance Report for Educator Preparation Programs
Program Summary 2017 - Final
FONTBONNE UNIVERSITY (038603)**

		Indicator 1.1: Certification Assessment Pass Rate								Indicator 1.2: Content / Program GPA							
Certification Program		2013	2014	2015	2016	2017	Status	Points Earned	2013	2014	2015	2016	2017	Accumulated GPA	Status	Points Earned	
Early Childhood Education																	
	EARLY CHILDHOOD EDUCATION B-3																
	%	100%	100%	100%	100%	100%	100%	20					3.79	3.79		*	
	Numerator	7	6	1	5	3	22										
	Denominator	7	6	1	5	3	22										
Elementary Education																	
	ELEMENTARY EDUCATION 1-6																
	%	100%	100%	85.2%	70.0%	83.3%	88.8%	16					3.60	3.60		20	
	Numerator	20	17	23	7	20	87										
	Denominator	20	17	27	10	24	98										
Grades K-12																	
	ART K-12																
	%	100%	100%	100%	100%	100%	100%	20	3.70	3.39	3.31	3.57	3.58	3.52		18	
	Numerator	5	5	3	1	2	16										
	Denominator	5	5	3	1	2	16										
	FAMILY AND CONSUMER SCIENCES B-12																
	%	100%	100%	100%	100%	0%	100%	20	3.60	3.31	3.53	3.43		3.52		18	
	Numerator	5	1	3	4	0	13										
	Denominator	5	1	3	4	0	13										
Middle School Education																	
	GENERAL SCIENCE 5-9																

Blank cells or shaded cells denote insufficient data for reporting or data not applicable.

Yellow highlighted cells indicate a need for program improvement.

* = Insufficient Cell Size (n < 10) or low participation rate below 40%.

5 yr Accreditation Designation Level Scale - Accredited = 70-100%, Provisionally Accredited = 60-69.9%, Unaccredited ≤ 59.9%

Data as of: 12/4/2017
Report as of: 1/22/2018

**Annual Performance Report for Educator Preparation Programs
Program Summary 2017 - Final
FONTBONNE UNIVERSITY (038603)**

		Indicator 1.1: Certification Assessment Pass Rate								Indicator 1.2: Content / Program GPA							
Certification Program		2013	2014	2015	2016	2017	Status	Points Earned	2013	2014	2015	2016	2017	Accumulated GPA	Status	Points Earned	
	%	0%	100%	100%	100%	0%	83.3%	*	2.76	3.83	3.74	3.65		3.57		*	
	Numerator	0	2	1	2	0	5										
	Denominator	1	2	1	2	0	6										
LANGUAGE ARTS 5-9																	
	%	100%	0%	100%	0%	100%	75.0%	*	3.38	2.46	3.20	3.66	3.98	3.31		*	
	Numerator	1	0	1	0	1	3										
	Denominator	1	1	1	0	1	4										
MATHEMATICS 5-9																	
	%	100%	100%	100%	0%	0%	87.5%	*	3.65	3.59	3.07	3.25		3.42		18	
	Numerator	3	2	2	0	0	7										
	Denominator	3	2	2	1	0	8										
SOCIAL SCIENCE 5-9																	
	%	100%	75.0%	100%	100%	100%	88.9%	*	3.87	3.23	3.23	2.88	3.58	3.34		16	
	Numerator	2	3	1	1	1	8										
	Denominator	2	4	1	1	1	9										
Secondary Education																	
BIOLOGY 9-12																	
	%	100%	0%	0%	0%	100%	100%	*	2.98			3.77	3.34	3.36		*	
	Numerator	1	0	0	0	1	2										
	Denominator	1	0	0	0	1	2										
ENGLISH 9-12																	
	%	0%	100%	100%	100%	100%	100%	*	3.96	3.36	3.58	3.62	3.51	3.55		18	

Blank cells or shaded cells denote insufficient data for reporting or data not applicable.

Yellow highlighted cells indicate a need for program improvement.

* = Insufficient Cell Size (n < 10) or low participation rate below 40%.

5 yr Accreditation Designation Level Scale - Accredited = 70-100%, Provisionally Accredited = 60-69.9%, Unaccredited ≤ 59.9%

Data as of: 12/4/2017
Report as of: 1/22/2018

**Annual Performance Report for Educator Preparation Programs
Program Summary 2017 - Final
FONTBONNE UNIVERSITY (038603)**

		Indicator 1.1: Certification Assessment Pass Rate								Indicator 1.2: Content / Program GPA							
Certification Program		2013	2014	2015	2016	2017	Status	Points Earned	2013	2014	2015	2016	2017	Accumulated GPA	Status	Points Earned	
	Numerator	0	4	1	3	1	9										
	Denominator	0	4	1	3	1	9										
MATHEMATICS 9-12																	
	%	50.0%	75.0%	100%	100%	100%	77.8%	*	2.84	3.38	4.00	3.54	3.51	3.36		*	
	Numerator	1	3	1	1	1	7										
	Denominator	2	4	1	1	1	9										
SOCIAL SCIENCE 9-12																	
	%	75.0%	100%	66.7%	0%	0%	75.0%	*	3.42	3.62	3.57	3.84		3.54		*	
	Numerator	3	1	2	0	0	6										
	Denominator	4	1	3	0	0	8										
SPEECH AND THEATRE 9-12																	
	%	100%	100%	0%	0%	0%	100%	*	3.80	3.54				3.65		*	
	Numerator	3	4	0	0	0	7										
	Denominator	3	4	0	0	0	7										
Special Education																	
DEAF AND HEARING IMPAIRED B-12																	
	%	100%	95.0%	100%	100%	100%	98.1%	20									
	Numerator	6	19	7	11	8	51										
	Denominator	6	20	7	11	8	52										
EARLY CHILD SPECIAL EDUCATION B-3																	
	%	0%	0%	100%	100%	0%	100%	*					3.69	3.69		*	
	Numerator	0	0	1	3	0	4										

Blank cells or shaded cells denote insufficient data for reporting or data not applicable.

Yellow highlighted cells indicate a need for program improvement.

* = Insufficient Cell Size (n < 10) or low participation rate below 40%.

5 yr Accreditation Designation Level Scale - Accredited = 70-100%, Provisionally Accredited = 60-69.9%, Unaccredited ≤ 59.9%

Data as of: 12/4/2017
Report as of: 1/22/2018

**Annual Performance Report for Educator Preparation Programs
Program Summary 2017 - Final
FONTBONNE UNIVERSITY (038603)**

			Indicator 1.1: Certification Assessment Pass Rate							Indicator 1.2: Content / Program GPA							
Certification Program			2013	2014	2015	2016	2017	Status	Points Earned	2013	2014	2015	2016	2017	Accumulated GPA	Status	Points Earned
		Denominator	0	0	1	3	0	4									
	MILD/MOD CROSS CATEGORICAL K-12																
		%	94.8%	90.0%	94.6%	100%	100%	94.4%	18					3.58	3.58		18
		Numerator	55	54	35	20	21	185									
		Denominator	58	60	37	20	21	196									

Blank cells or shaded cells denote insufficient data for reporting or data not applicable.

Yellow highlighted cells indicate a need for program improvement.

* = Insufficient Cell Size (n < 10) or low participation rate below 40%.

5 yr Accreditation Designation Level Scale - Accredited = 70-100%, Provisionally Accredited = 60-69.9%, Unaccredited ≤ 59.9%

**Annual Performance Report for Educator Preparation Programs
Program Summary 2017 - Final
FONTBONNE UNIVERSITY (038603)**

		Indicator 3.1: MEES							
		Cooperating Teacher				Program Supervisor			
Certification Program		2016	2017	CT Accumulated Average	CT Points Earned	2016	2017	PS Accumulated Average	PS Points Earned
Early Childhood Education									
	EARLY CHILDHOOD EDUCATION B-3								
	Average Score	13.80	14.50	14.11	*	12.25	15.00	13.63	*
Elementary Education									
	ELEMENTARY EDUCATION 1-6								
	Average Score	14.71	12.77	13.45	10	13.42	12.64	12.91	10
Grades K-12									
	ART K-12								
	Average Score	13.00	14.00	13.67	*	13.50	14.00	13.83	*
	FAMILY AND CONSUMER SCIENCES B-12								
	Average Score	14.00		14.00	*	12.67		12.67	*
Middle School Education									
	GENERAL SCIENCE 5-9								
	Average Score	9.00		9.00	*	10.00		10.00	*
	LANGUAGE ARTS 5-9								
	Average Score	13.00	14.00	13.50	*		11.00	11.00	*

Blank cells or shaded cells denote insufficient data for reporting or data not applicable.

Yellow highlighted cells indicate a need for program improvement.

* = Insufficient Cell Size (n < 10) or low participation rate below 40%.

5 yr Accreditation Designation Level Scale - Accredited = 70-100%, Provisionally Accredited = 60-69.9%, Unaccredited ≤ 59.9%

**Annual Performance Report for Educator Preparation Programs
Program Summary 2017 - Final
FONTBONNE UNIVERSITY (038603)**

			Indicator 3.1: MEES							
			Cooperating Teacher				Program Supervisor			
Certification Program			2016	2017	CT Accumulated Average	CT Points Earned	2016	2017	PS Accumulated Average	PS Points Earned
MATHEMATICS 5-9										
	Average Score		16.00		16.00	*	15.00		15.00	*
SOCIAL SCIENCE 5-9										
	Average Score		16.00	13.00	14.50	*	12.00	14.00	13.00	*
Secondary Education										
BIOLOGY 9-12										
	Average Score			14.00	14.00	*	11.00	12.00	11.50	*
ENGLISH 9-12										
	Average Score		15.50	14.00	15.20	*	12.00	12.00	12.00	*
MATHEMATICS 9-12										
	Average Score		14.00	11.00	12.50	*	11.00	12.00	11.50	*
SOCIAL SCIENCE 9-12										
	Average Score		11.00		11.00	*	16.00		16.00	*
SPEECH AND THEATRE 9-12										
	Average Score									
Special Education										

Blank cells or shaded cells denote insufficient data for reporting or data not applicable.

Yellow highlighted cells indicate a need for program improvement.

* = Insufficient Cell Size (n < 10) or low participation rate below 40%.

5 yr Accreditation Designation Level Scale - Accredited = 70-100%, Provisionally Accredited = 60-69.9%, Unaccredited ≤ 59.9%

**Annual Performance Report for Educator Preparation Programs
Program Summary 2017 - Final
FONTBONNE UNIVERSITY (038603)**

			Indicator 3.1: MEES							
			Cooperating Teacher				Program Supervisor			
Certification Program			2016	2017	CT Accumulated Average	CT Points Earned	2016	2017	PS Accumulated Average	PS Points Earned
	DEAF AND HEARING IMPAIRED B-12									
		Average Score	14.18	13.50	13.89	10	12.91	14.13	13.42	10
	EARLY CHILD SPECIAL EDUCATION B-3									
		Average Score	13.25	15.00	13.60	*	12.33	15.00	13.00	*
	MILD/MOD CROSS CATEGORICAL K-12									
		Average Score	13.91	13.04	13.48	10	12.93	12.55	12.74	10

Blank cells or shaded cells denote insufficient data for reporting or data not applicable.

Yellow highlighted cells indicate a need for program improvement.

* = Insufficient Cell Size (n < 10) or low participation rate below 40%.

5 yr Accreditation Designation Level Scale - Accredited = 70-100%, Provisionally Accredited = 60-69.9%, Unaccredited ≤ 59.9%

**Annual Performance Report for Educator Preparation Programs
Program Summary 2017 - Final
FONTBONNE UNIVERSITY (038603)**

			Indicator 3.2: Missouri Performance Assessments							
			MoSLPA		MoPTA-V - (video)	MoPTA-NV - (non-video)	MoSCPA	MoLPA		
Certification Program			2016	2017	2017	2017	2017	2017	Status	Points Earned
Early Childhood Education										
	EARLY CHILDHOOD EDUCATION B-3									
		%				100%			100.0%	*
		Numerator				4			4	
		Denominator				4			4	
Elementary Education										
	ELEMENTARY EDUCATION 1-6									
		%				100%			100.0%	20
		Numerator				24			24	
		Denominator				24			24	
Grades K-12										
	ART K-12									
		%				100%			100.0%	*
		Numerator				2			2	
		Denominator				2			2	
	FAMILY AND CONSUMER SCIENCES B-12									
		%								
		Numerator								
		Denominator								
Middle School Education										

Blank cells or shaded cells denote insufficient data for reporting or data not applicable.

Yellow highlighted cells indicate a need for program improvement.

* = Insufficient Cell Size (n < 10) or low participation rate below 40%.

5 yr Accreditation Designation Level Scale - Accredited = 70-100%, Provisionally Accredited = 60-69.9%, Unaccredited ≤ 59.9%

**Annual Performance Report for Educator Preparation Programs
Program Summary 2017 - Final
FONTBONNE UNIVERSITY (038603)**

		Indicator 3.2: Missouri Performance Assessments							
		MoSLPA		MoPTA-V - (video)	MoPTA-NV - (non-video)	MoSCPA	MoLPA		
Certification Program		2016	2017	2017	2017	2017	2017	Status	Points Earned
GENERAL SCIENCE 5-9									
	%								
	Numerator								
	Denominator								
LANGUAGE ARTS 5-9									
	%				100%			100.0%	*
	Numerator				1			1	
	Denominator				1			1	
MATHEMATICS 5-9									
	%								
	Numerator								
	Denominator								
SOCIAL SCIENCE 5-9									
	%				100%			100.0%	*
	Numerator				1			1	
	Denominator				1			1	
Secondary Education									
BIOLOGY 9-12									
	%				100%			100.0%	*
	Numerator				1			1	
	Denominator				1			1	

Blank cells or shaded cells denote insufficient data for reporting or data not applicable.

Yellow highlighted cells indicate a need for program improvement.

* = Insufficient Cell Size (n < 10) or low participation rate below 40%.

5 yr Accreditation Designation Level Scale - Accredited = 70-100%, Provisionally Accredited = 60-69.9%, Unaccredited ≤ 59.9%

**Annual Performance Report for Educator Preparation Programs
Program Summary 2017 - Final
FONTBONNE UNIVERSITY (038603)**

		Indicator 3.2: Missouri Performance Assessments							
		MoSLPA		MoPTA-V - (video)	MoPTA-NV - (non-video)	MoSCPA	MoLPA		
Certification Program		2016	2017	2017	2017	2017	2017	Status	Points Earned
	ENGLISH 9-12								
	%				100%			100.0%	*
	Numerator				1			1	
	Denominator				1			1	
	MATHEMATICS 9-12								
	%				100%			100.0%	*
	Numerator				1			1	
	Denominator				1			1	
	SOCIAL SCIENCE 9-12								
	%								
	Numerator								
	Denominator								
	SPEECH AND THEATRE 9-12								
	%								
	Numerator								
	Denominator								
Special Education									
	DEAF AND HEARING IMPAIRED B-12								
	%				100%			100.0%	*
	Numerator				8			8	
	Denominator				8			8	

Blank cells or shaded cells denote insufficient data for reporting or data not applicable.

Yellow highlighted cells indicate a need for program improvement.

* = Insufficient Cell Size (n < 10) or low participation rate below 40%.

5 yr Accreditation Designation Level Scale - Accredited = 70-100%, Provisionally Accredited = 60-69.9%, Unaccredited ≤ 59.9%

**Annual Performance Report for Educator Preparation Programs
Program Summary 2017 - Final
FONTBONNE UNIVERSITY (038603)**

		Indicator 3.2: Missouri Performance Assessments							
		MoSLPA		MoPTA-V - (video)	MoPTA-NV - (non-video)	MoSCPA	MoLPA		
Certification Program		2016	2017	2017	2017	2017	2017	Status	Points Earned
	EARLY CHILD SPECIAL EDUCATION B-3								
	%				100%			100.0%	*
	Numerator				1			1	
	Denominator				1			1	
	MILD/MOD CROSS CATEGORICAL K-12								
	%				95.2%			95.2%	20
	Numerator				20			20	
	Denominator				21			21	

Blank cells or shaded cells denote insufficient data for reporting or data not applicable.

Yellow highlighted cells indicate a need for program improvement.

* = Insufficient Cell Size (n < 10) or low participation rate below 40%.

5 yr Accreditation Designation Level Scale - Accredited = 70-100%, Provisionally Accredited = 60-69.9%, Unaccredited ≤ 59.9%

**Annual Performance Report for Educator Preparation Programs
Program Summary 2017 - Final
FONTBONNE UNIVERSITY (038603)**

Certification Program	Indicator 4.1: 1st Year Survey - Evaluation of Program by First Year Response 5 yr Totals				Indicator 4.2: 1st Year Survey - Evaluation of Program by Supervisor 5 yr Totals				Indicator 4.3: 1st Year Survey - Evaluation of First Year Educator by Supervisor 5 yr Totals			
	Principals	Teachers	Counselors	Points Earned	Principals	Teachers	Counselors	Points Earned	Principals	Teachers	Counselors	Points Earned
Early Childhood Education												
EARLY CHILDHOOD EDUCATION B-3												
		%		100%	*		100%	*		100%		
		Numerator		3			2			1		
		Denominator		3			2			1		
		Participation Rate		33.3%			22.2%			11.1%		
Elementary Education												
ELEMENTARY EDUCATION 1-6												
		%		100%	10		100%	*		90.9%		
		Numerator		29			12			10		
		Denominator		29			12			11		
		Participation Rate		65.9%			27.3%			25.0%		
Grades K-12												
ART K-12												
		%		100%	*		100%	*		100%		
		Numerator		5			2			1		
		Denominator		5			2			1		
		Participation Rate		71.4%			28.6%			14.3%		
FAMILY AND CONSUMER SCIENCES B-12												
		%		100%	*		100%	*		50.0%		


Blank cells or shaded cells denote insufficient data for reporting or data not applicable.

Yellow highlighted cells indicate a need for program improvement.

* = Insufficient Cell Size (n < 10) or low participation rate below 40%.

5 yr Accreditation Designation Level Scale - Accredited = 70-100%, Provisionally Accredited = 60-69.9%, Unaccredited ≤ 59.9%

Data as of: 12/4/2017
Report as of: 1/22/2018



**Annual Performance Report for Educator Preparation Programs
Program Summary 2017 - Final
FONTBONNE UNIVERSITY (038603)**

		Indicator 4.1: 1st Year Survey - Evaluation of Program by First Year Response 5 yr Totals				Indicator 4.2: 1st Year Survey - Evaluation of Program by Supervisor 5 yr Totals				Indicator 4.3: 1st Year Survey - Evaluation of First Year Educator by Supervisor 5 yr Totals			
Certification Program		Principals	Teachers	Counselors	Points Earned	Principals	Teachers	Counselors	Points Earned	Principals	Teachers	Counselors	Points Earned
	Numerator		4				5				2		
	Denominator		4				5				4		
	Participation Rate		44.4%				55.6%				44.4%		
Middle School Education													
	GENERAL SCIENCE 5-9												
	%		100%		*		100%		*		0%		
	Numerator		1				1				0		
	Denominator		1				1				1		
	Participation Rate		100.0%				100.0%				100.0%		
	LANGUAGE ARTS 5-9												
	%												
	Numerator												
	Denominator												
	Participation Rate												
	MATHEMATICS 5-9												
	%		100%		*						100%		
	Numerator		4								3		
	Denominator		4								3		
	Participation Rate		66.7%								50.0%		
	SOCIAL SCIENCE 5-9												
	%		100%		*		100%		*				


Blank cells or shaded cells denote insufficient data for reporting or data not applicable.

Yellow highlighted cells indicate a need for program improvement.

* = Insufficient Cell Size (n < 10) or low participation rate below 40%.

5 yr Accreditation Designation Level Scale - Accredited = 70-100%, Provisionally Accredited = 60-69.9%, Unaccredited ≤ 59.9%

Data as of: 12/4/2017
Report as of: 1/22/2018



**Annual Performance Report for Educator Preparation Programs
Program Summary 2017 - Final
FONTBONNE UNIVERSITY (038603)**

		Indicator 4.1: 1st Year Survey - Evaluation of Program by First Year Response 5 yr Totals				Indicator 4.2: 1st Year Survey - Evaluation of Program by Supervisor 5 yr Totals				Indicator 4.3: 1st Year Survey - Evaluation of First Year Educator by Supervisor 5 yr Totals			
Certification Program		Principals	Teachers	Counselors	Points Earned	Principals	Teachers	Counselors	Points Earned	Principals	Teachers	Counselors	Points Earned
	Numerator		3				2						
	Denominator		3				2						
	Participation Rate		100.0%				66.7%						
Secondary Education													
	BIOLOGY 9-12												
	%		100%		*								
	Numerator		2										
	Denominator		2										
	Participation Rate		100.0%										
	ENGLISH 9-12												
	%		100%		*		100%		*		66.7%		
	Numerator		3				2				2		
	Denominator		3				2				3		
	Participation Rate		60.0%				40.0%				60.0%		
	MATHEMATICS 9-12												
	%		100%		*								
	Numerator		1										
	Denominator		1										
	Participation Rate		100.0%										
	SOCIAL SCIENCE 9-12												
	%		100%		*		100%		*		100%		


Blank cells or shaded cells denote insufficient data for reporting or data not applicable.

Yellow highlighted cells indicate a need for program improvement.

* = Insufficient Cell Size (n < 10) or low participation rate below 40%.

5 yr Accreditation Designation Level Scale - Accredited = 70-100%, Provisionally Accredited = 60-69.9%, Unaccredited ≤ 59.9%

Data as of: 12/4/2017
Report as of: 1/22/2018



**Annual Performance Report for Educator Preparation Programs
Program Summary 2017 - Final
FONTBONNE UNIVERSITY (038603)**

Certification Program	Indicator 4.1: 1st Year Survey - Evaluation of Program by First Year Response 5 yr Totals				Indicator 4.2: 1st Year Survey - Evaluation of Program by Supervisor 5 yr Totals				Indicator 4.3: 1st Year Survey - Evaluation of First Year Educator by Supervisor 5 yr Totals			
	Principals	Teachers	Counselors	Points Earned	Principals	Teachers	Counselors	Points Earned	Principals	Teachers	Counselors	Points Earned
		Numerator	2			1				1		
		Denominator	2			1				1		
		Participation Rate	66.7%			33.3%				33.3%		
SPEECH AND THEATRE 9-12												
		%	100%	*		50.0%	*					
		Numerator	1			1						
		Denominator	1			2						
		Participation Rate	33.3%			66.7%						
Special Education												
DEAF AND HEARING IMPAIRED B-12												
		%	100%	*		100%	*					
		Numerator	5			2						
		Denominator	5			2						
		Participation Rate	71.4%			28.6%						
EARLY CHILD SPECIAL EDUCATION B-3												
		%	100%	*		100%	*			100%		
		Numerator	2			1				1		
		Denominator	2			1				1		
		Participation Rate	28.6%			14.3%				14.3%		
MILD/MOD CROSS CATEGORICAL K-12												
		%	100%			92.6%				71.4%		


Blank cells or shaded cells denote insufficient data for reporting or data not applicable.

Yellow highlighted cells indicate a need for program improvement.

* = Insufficient Cell Size (n < 10) or low participation rate below 40%.

5 yr Accreditation Designation Level Scale - Accredited = 70-100%, Provisionally Accredited = 60-69.9%, Unaccredited ≤ 59.9%

Data as of: 12/4/2017
Report as of: 1/22/2018



Annual Performance Report for Educator Preparation Programs
Program Summary 2017 - Final
FONTBONNE UNIVERSITY (038603)

Certification Program	Indicator 4.1: 1st Year Survey - Evaluation of Program by First Year Response 5 yr Totals				Indicator 4.2: 1st Year Survey - Evaluation of Program by Supervisor 5 yr Totals				Indicator 4.3: 1st Year Survey - Evaluation of First Year Educator by Supervisor 5 yr Totals			
	Principals	Teachers	Counselors	Points Earned	Principals	Teachers	Counselors	Points Earned	Principals	Teachers	Counselors	Points Earned
Numerator		42				25				10		
Denominator		42				27				14		
Participation Rate		73.7%				47.4%				24.6%		

Blank cells or shaded cells denote insufficient data for reporting or data not applicable.

Yellow highlighted cells indicate a need for program improvement.

* = Insufficient Cell Size (n < 10) or low participation rate below 40%.

5 yr Accreditation Designation Level Scale - Accredited = 70-100%, Provisionally Accredited = 60-69.9%, Unaccredited ≤ 59.9%

Data as of: 12/4/2017
Report as of: 1/22/2018
 19